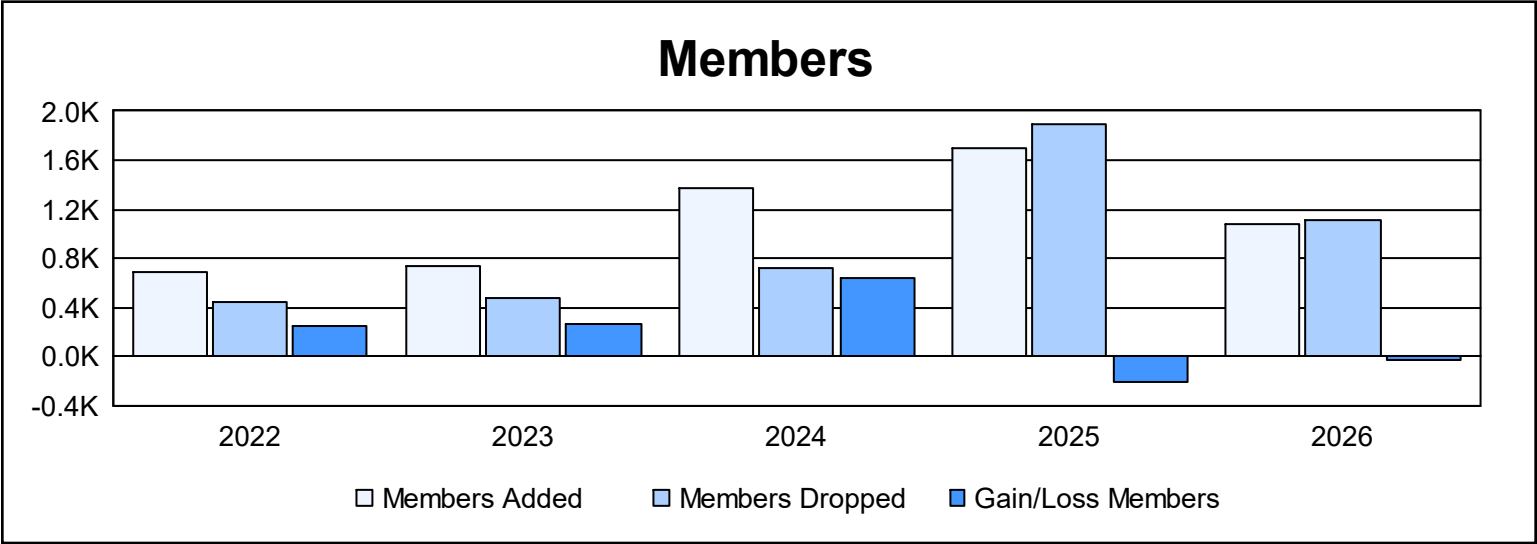
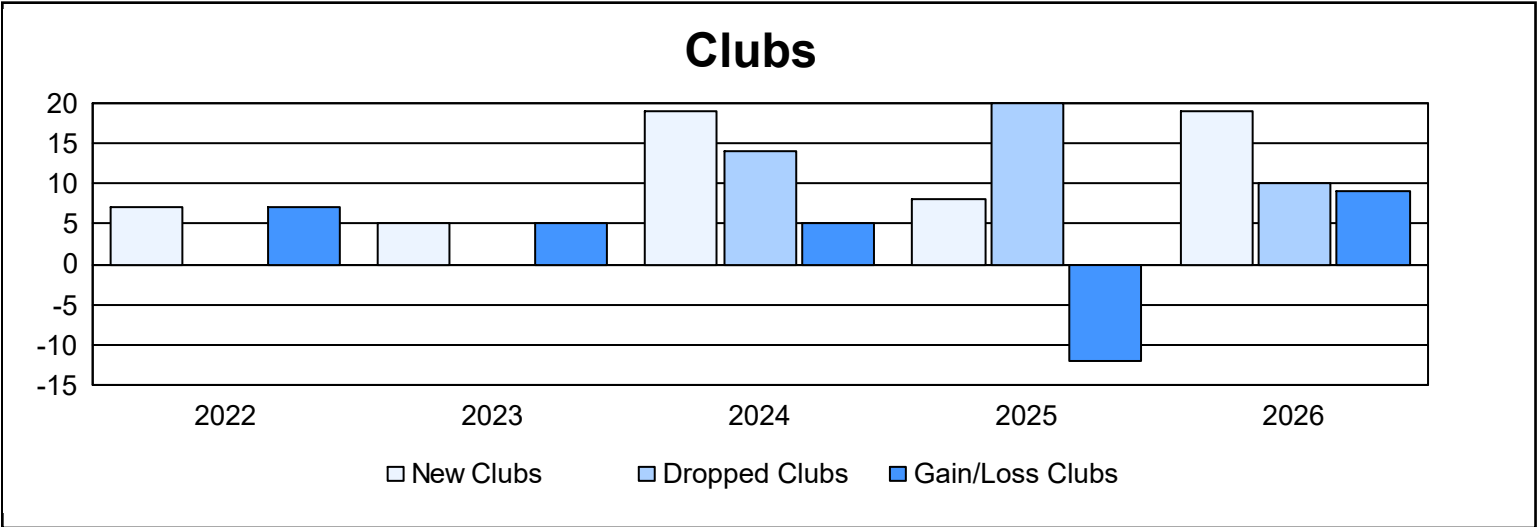
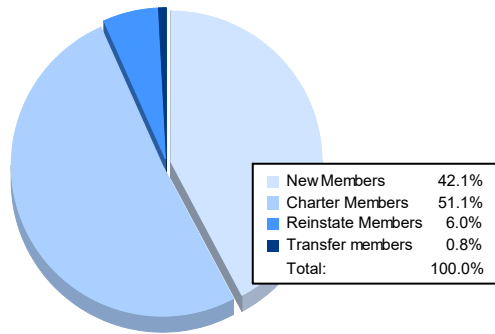


Year	New Clubs	Dropped Clubs	Gain/ Loss Clubs	New Members	Charter Members	Reinstate Members	Transfer Members	Total Member Added	Total Members Dropped	Gain/ Loss Members
2021-2022	7	0	7	506	146	13	17	682	436	246
2022-2023	5	0	5	433	206	100	5	744	474	270
2023-2024	19	14	5	791	485	79	13	1,368	721	647
2024-2025	8	20	-12	927	311	199	261	1,698	1,901	-203
2025-2026	19	10	9	452	549	64	9	1,074	1,109	-35
Average	12	9	3	622	339	91	61	1,113	928	185



Membership Composition

December 2025 Cumulative



Gender Composition

December 2025 Cumulative

